

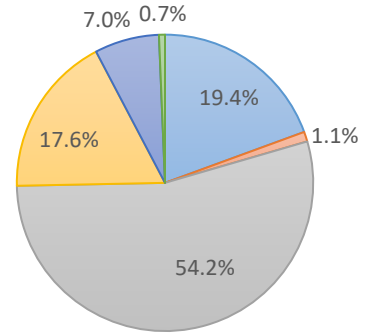
# Mukilteo School District No. 6 Quarterly Financial Report May 22, 2023

## General Fund (GF)

### Revenues

Revenue received year-to-date as of April 30, 2023, has totaled \$197.9 million, compared to \$193.3 million in 2021-22. The percentages by funding source:

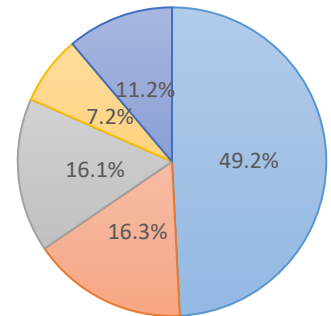
Local Taxes	\$38,445,909	19.4%
Local Support Nontax	\$2,121,441	1.1%
State, General Apportionment	\$107,269,261	54.2%
State, Special Purpose	\$34,872,841	17.6%
Federal Funding	\$13,951,638	7.0%
Other Agencies and Financing Sources	\$1,286,942	0.7%
	\$197,948,032	



### Expenditures

Expenditures spent year-to-date as of April 30, 2023, has totaled \$204.0 million, compared to \$189.9 million in 2021-22. The percentages by spending category:

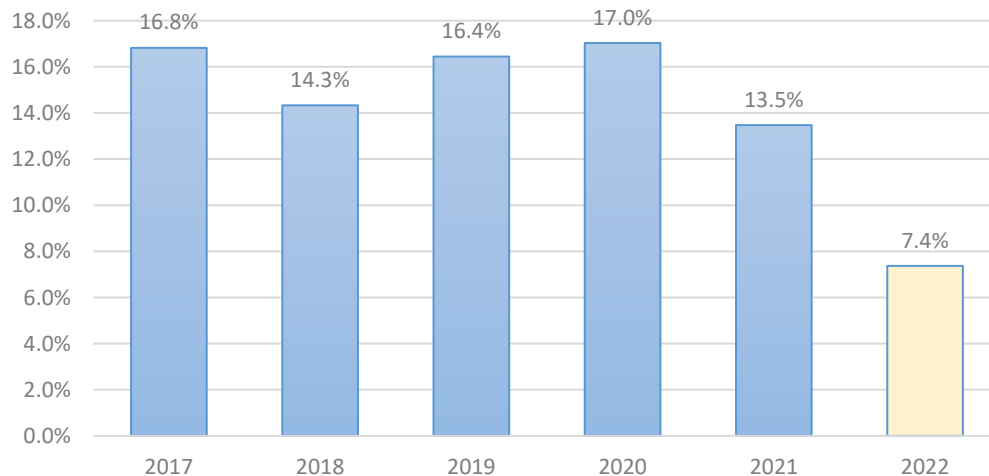
Certificated Salaries	\$100,375,521	49.2%
Certificated Taxes and Benefits	\$32,923,475	16.1%
Classified Salaries	\$33,216,974	16.3%
Classified Taxes and Benefits	\$14,718,798	7.2%
Materials, Supplies, Travel and Equipment	\$22,790,753	11.2%
	\$204,025,521	



### Fund Balance

The fund balance as of April 30, 2023, is \$22.2 million, or 7.4% of total revenue.

April Fund Balance



## Projected Ending Fund Balance

Based off our current position and expenditure trends, our projected ending fund balance for the 2022-23 fiscal year is estimated to be \$12.6 million.

### Summary of Projections

Beginning Fund Balance	\$28,302,840
Revenue	\$294,472,834
Expenditures	<u>(\$310,128,124)</u>
<b>Estimated Ending Fund Balance</b>	<b>\$12,647,550</b>

### Projected Ending Fund Balance

<u>GASB Categories</u>	<u>Amount</u>	<u>% of Revenue</u>
Restricted by law	\$2,301,582	0.78%
Nonspendable	\$142,673	0.05%
Min Fund Balance Policy (3%)	\$8,834,185	3.00%
Assigned	\$865,000	0.29%
Unassigned	\$504,110	0.17%
<b>Total</b>	<b>\$12,647,550</b>	<b>4.29%</b>

## Enrollment

The K-12 average enrollment (excluding Running Start and Open Doors) through April 2023, is 14,791 Full-Time Equivalentents (FTE). The average is currently up 110 FTE over last year through the same period, however still remains approximately 534 FTE under pre-pandemic enrollment.

**K-12 Annual Average FTE (AAFTE)**

