

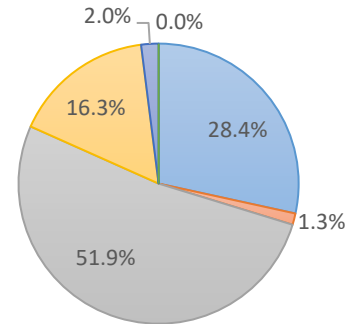
**Mukilteo School District No. 6**  
**Quarterly Financial Report**  
**For the Quarter Ended November 30, 2022**  
**January 23, 2023**

**General Fund (GF)**

**Revenues**

Revenue received year-to-date has totaled \$69.0 million, compared to \$68.0m in 2021-22. The percentages by funding source:

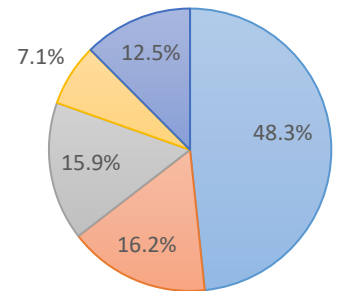
Local Taxes	\$19,625,070	28.4%
Local Support Nontax	\$928,019	1.3%
State, General Apportionment	\$35,793,971	51.9%
State, Special Purpose	\$11,257,210	16.3%
Federal Funding	\$1,410,940	2.0%
Other Agencies and Financing Sources	\$0	0.0%
	\$69,015,213	



**Expenditures**

Expenditures spent year-to-date has totaled \$76.9 million, compared to \$69.9m in 2021-22. The percentages by spending category:

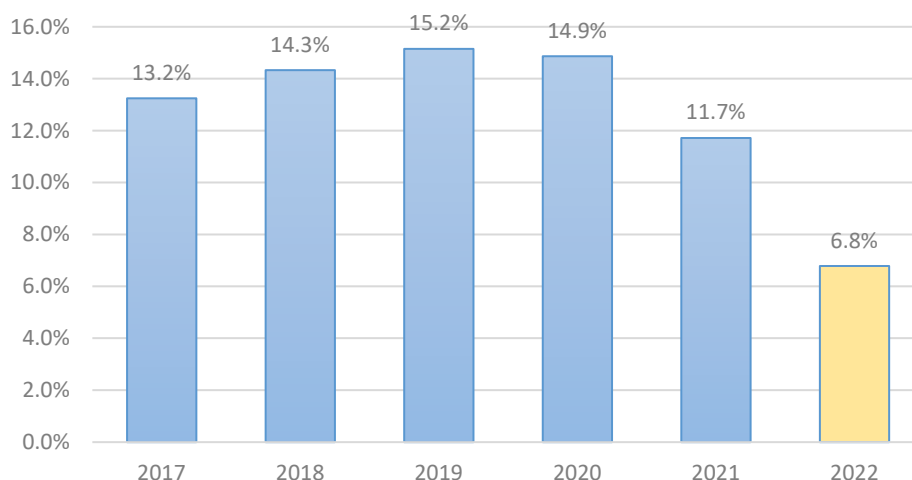
Certificated Salaries	\$37,162,612	48.3%
Certificated Taxes and Benefits	\$12,442,338	16.2%
Classified Salaries	\$12,196,148	15.9%
Classified Taxes and Benefits	\$5,480,029	7.1%
Materials, Supplies, Travel and Equipment	\$9,581,672	12.5%
	\$76,862,799	



**Fund Balance**

The fund balance as of November 30<sup>th</sup>, 2022 is \$20.4 million, or 6.8% of total revenue.

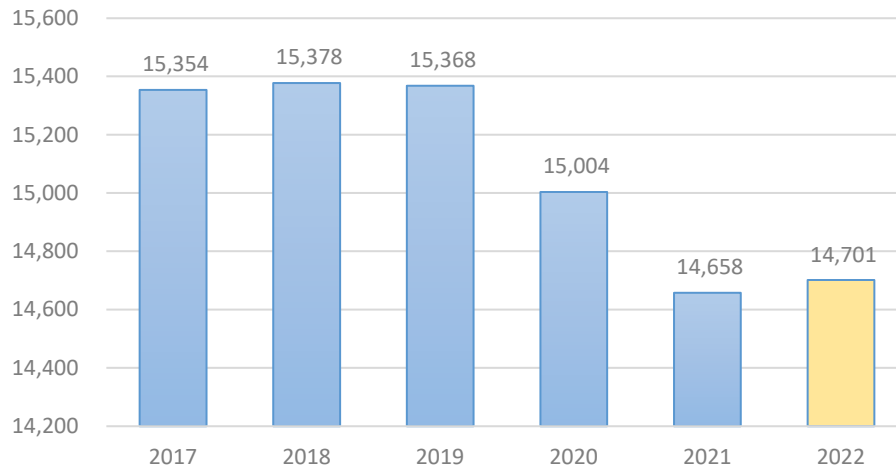
November Fund Balance



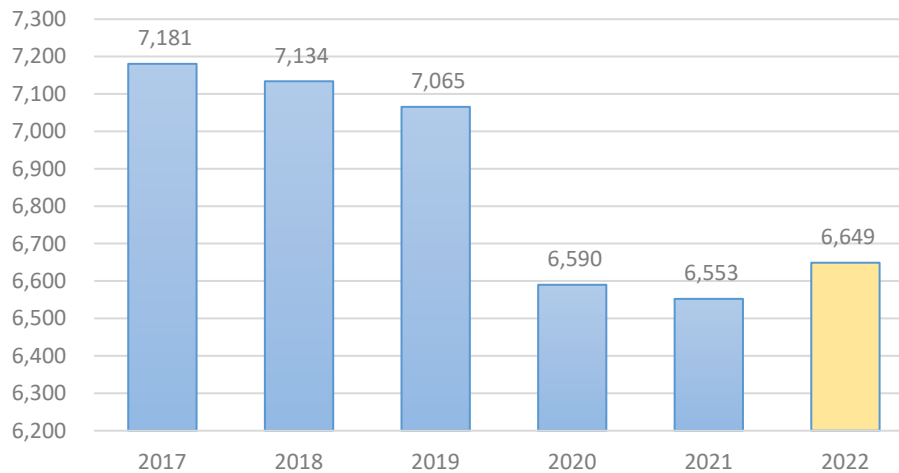
## Enrollment

The K-12 average enrollment through November 2022 is 14,701 full-time equivalent (fte). The average is currently up 43 fte over last year through the same period, however still remains over 600 fte under pre-pandemic enrollment.

### K-12 Annual Average FTE (AAFTE)



### Elementary Annual Average FTE (AAFTE)



### Secondary Annual Average FTE (AAFTE)

