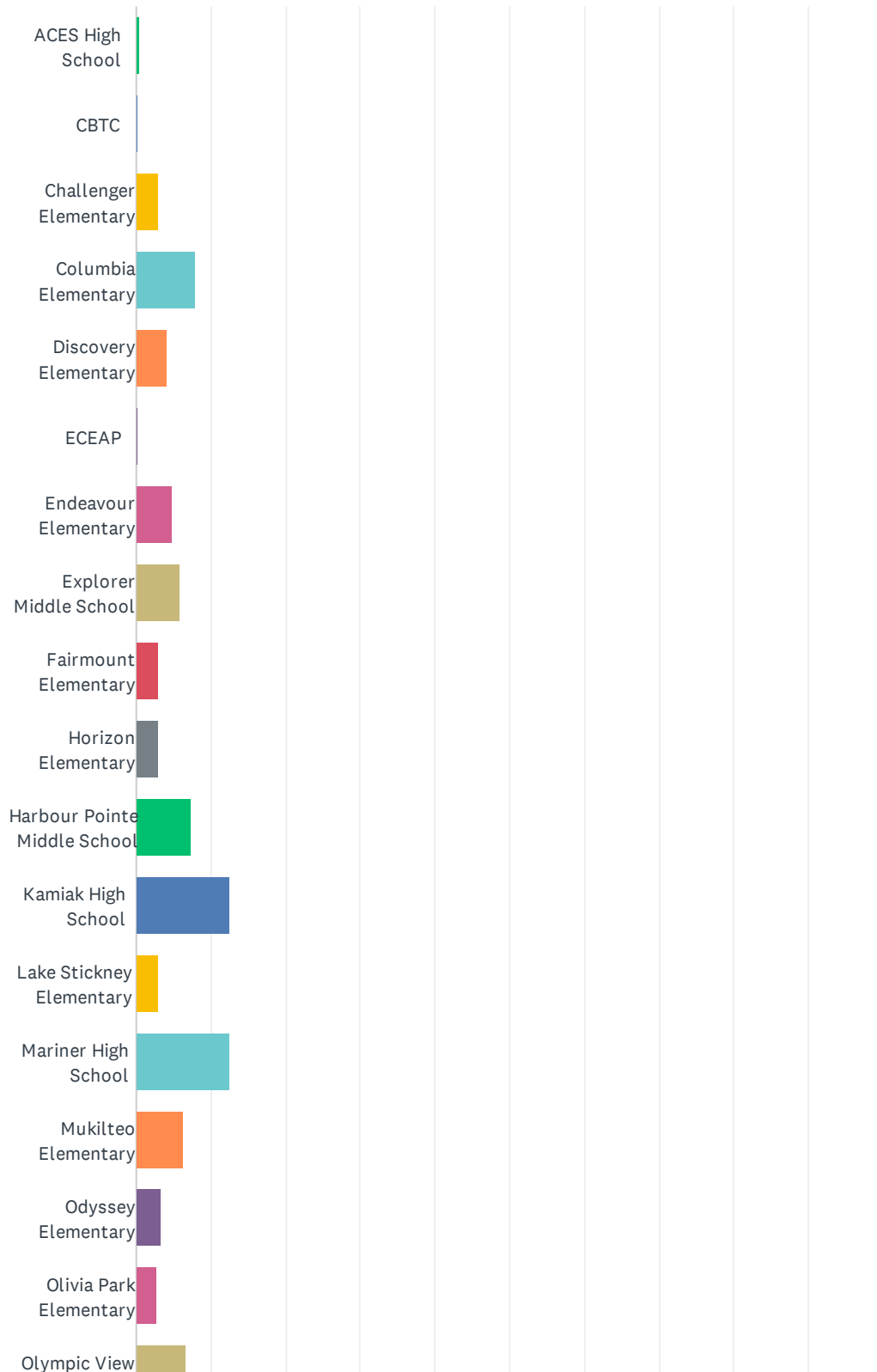
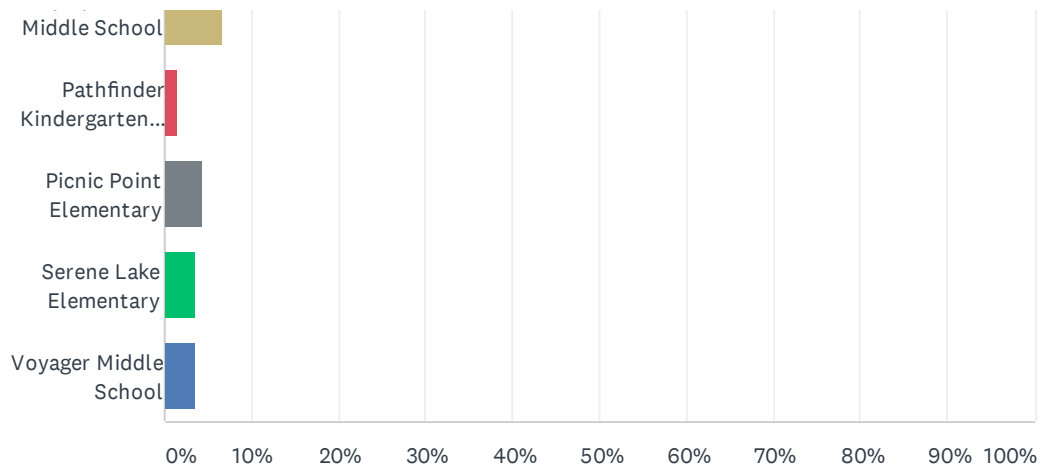


Q1 Which school does your child attend? (If you have children in more than one school, you will later be given an option to repeat the survey with another school in mind.)

Answered: 1,925 Skipped: 0



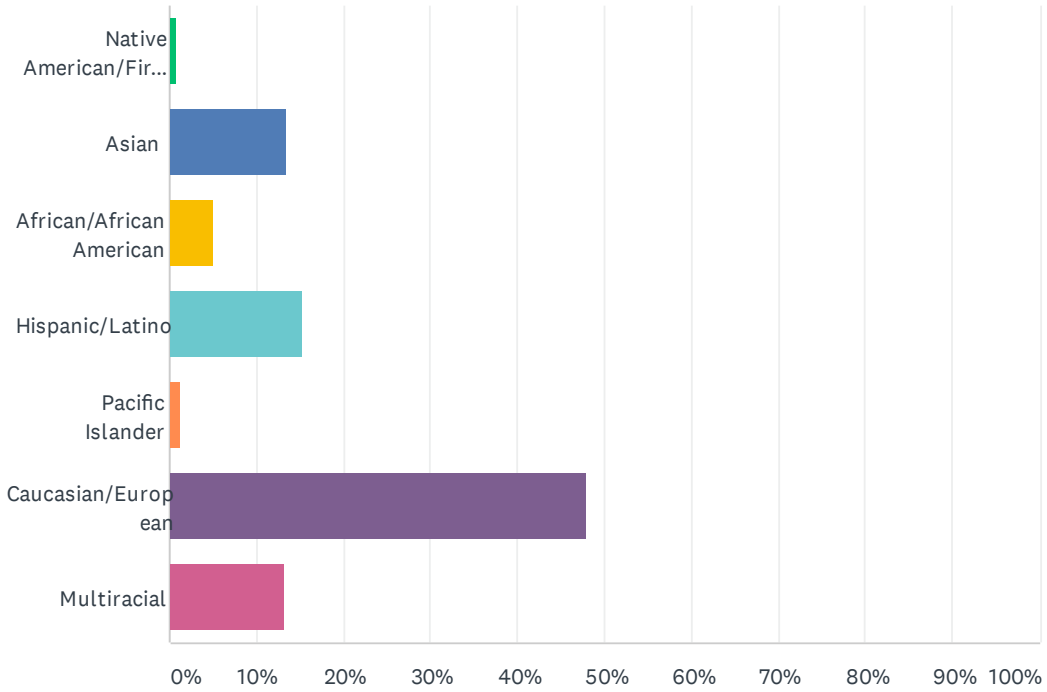
2020 Parent Survey



ANSWER CHOICES	RESPONSES	
ACES High School	0.52%	10
CBTC	0.26%	5
Challenger Elementary	2.91%	56
Columbia Elementary	7.90%	152
Discovery Elementary	4.16%	80
ECEAP	0.31%	6
Endeavour Elementary	4.88%	94
Explorer Middle School	5.87%	113
Fairmount Elementary	2.91%	56
Horizon Elementary	3.01%	58
Harbour Pointe Middle School	7.27%	140
Kamiak High School	12.47%	240
Lake Stickney Elementary	2.96%	57
Mariner High School	12.62%	243
Mukilteo Elementary	6.34%	122
Odyssey Elementary	3.27%	63
Olivia Park Elementary	2.70%	52
Olympic View Middle School	6.75%	130
Pathfinder Kindergarten Center	1.51%	29
Picnic Point Elementary	4.31%	83
Serene Lake Elementary	3.48%	67
Voyager Middle School	3.58%	69
TOTAL		1,925

Q2 How would you identify your child's race/ethnicity?

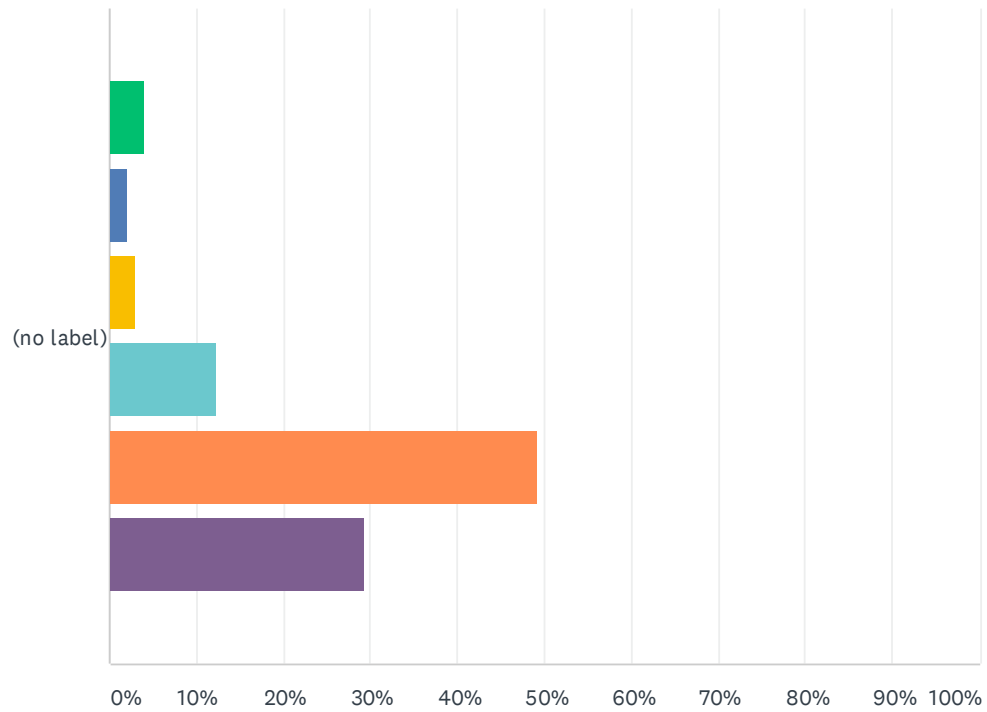
Answered: 1,902 Skipped: 23



ANSWER CHOICES	RESPONSES
Native American/First Nations	0.89% 17
Asian	13.30% 253
African/African American	5.05% 96
Hispanic/Latino	15.30% 291
Pacific Islander	1.26% 24
Caucasian/European	47.95% 912
Multiracial	13.20% 251
TOTAL	1,902

Q3 I receive important information from the school district in a timely fashion.

Answered: 1,638 Skipped: 287

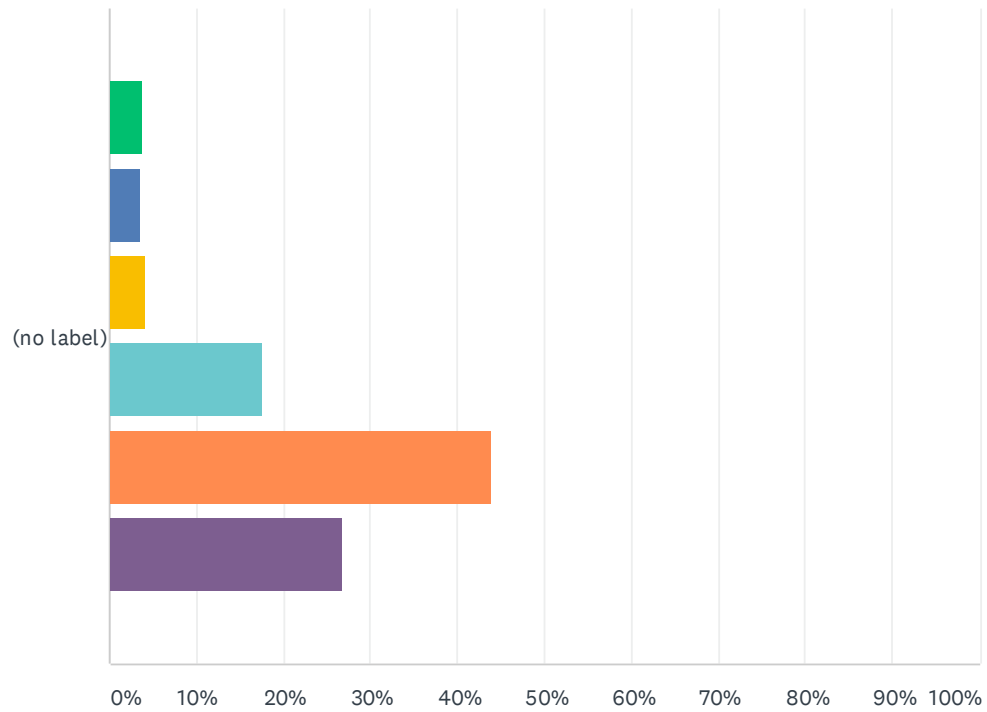


■ Strongly Disagree
 ■ Disagree
 ■ Somewhat Disagree
 ■ Somewhat Agree
■ Agree
 ■ Strongly Agree

	STRONGLY DISAGREE	DISAGREE	SOMEWHAT DISAGREE	SOMEWHAT AGREE	AGREE	STRONGLY AGREE	TOTAL	WEIGHTED AVERAGE
(no label)	3.97% 65	2.14% 35	2.99% 49	12.27% 201	49.27% 807	29.37% 481	1,638	4.89

Q4 I receive important information from my child's school and teacher(s) in a timely fashion.

Answered: 1,631 Skipped: 294

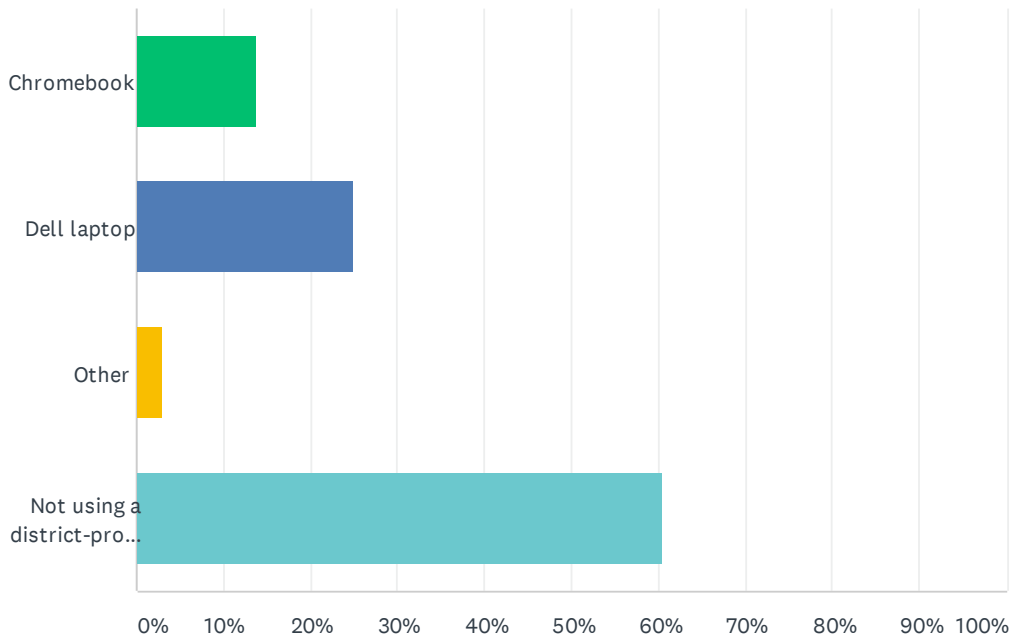


■ Strongly Disagree
 ■ Disagree
 ■ Somewhat Disagree
 ■ Somewhat Agree
■ Agree
 ■ Strongly Agree

	STRONGLY DISAGREE	DISAGREE	SOMEWHAT DISAGREE	SOMEWHAT AGREE	AGREE	STRONGLY AGREE	TOTAL	WEIGHTED AVERAGE
(no label)	3.80% 62	3.56% 58	4.23% 69	17.66% 288	43.90% 716	26.85% 438	1,631	4.75

Q5 What district-provided technology, if any, is your child currently using? (Check all that apply.)

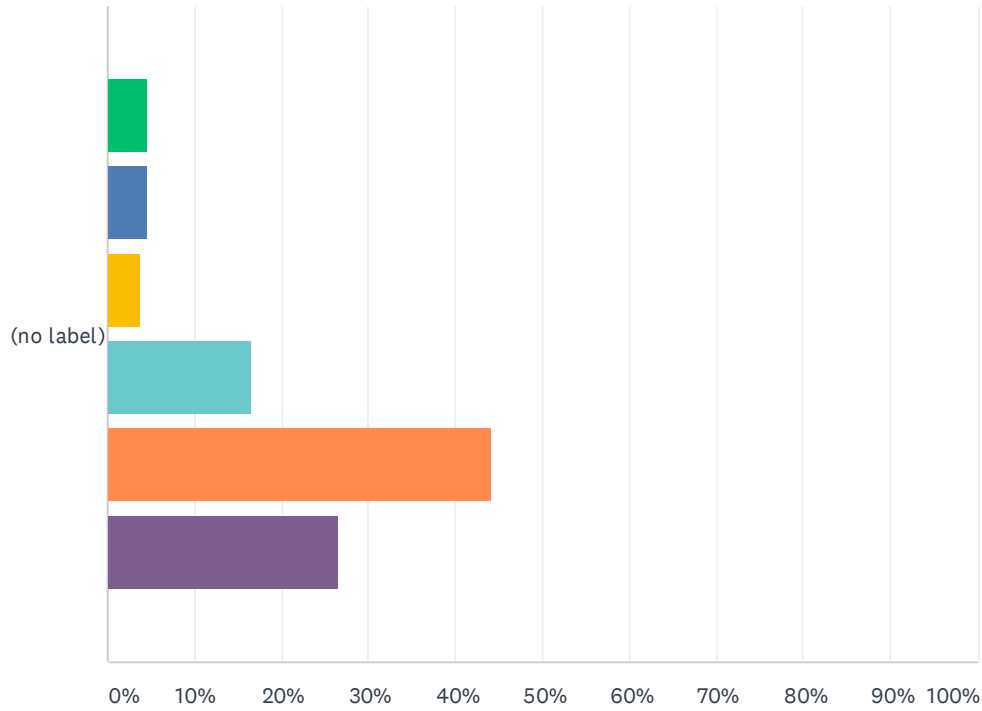
Answered: 1,632 Skipped: 293



ANSWER CHOICES	RESPONSES	
Chromebook	13.73%	224
Dell laptop	25.00%	408
Other	2.88%	47
Not using a district-provided device	60.54%	988
Total Respondents: 1,632		

Q6 If your child is using district-provided technology, the technology provided by the district is adequate for your child to continue their learning. If your child is NOT using district-provided technology, please skip this question.

Answered: 619 Skipped: 1,306

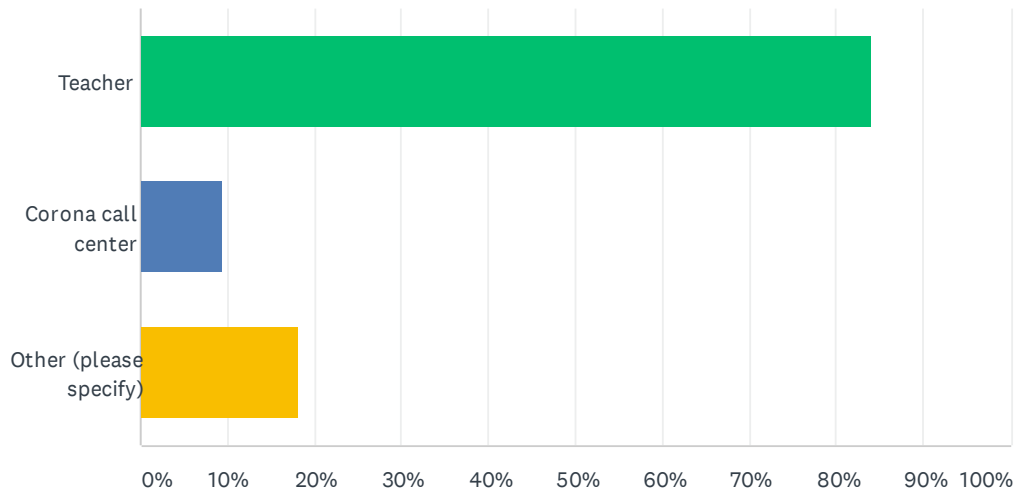


■ Strongly Disagree
 ■ Disagree
 ■ Somewhat Disagree
 ■ Somewhat Agree
■ Agree
 ■ Strongly Agree

	STRONGLY DISAGREE	DISAGREE	SOMEWHAT DISAGREE	SOMEWHAT AGREE	AGREE	STRONGLY AGREE	TOTAL	WEIGHTED AVERAGE
(no label)	4.52% 28	4.52% 28	3.72% 23	16.48% 102	44.10% 273	26.66% 165	619	4.71

Q7 What support systems, if any, have you or your child used to ask for assistance regarding district-provided technology? (Check all that apply.)

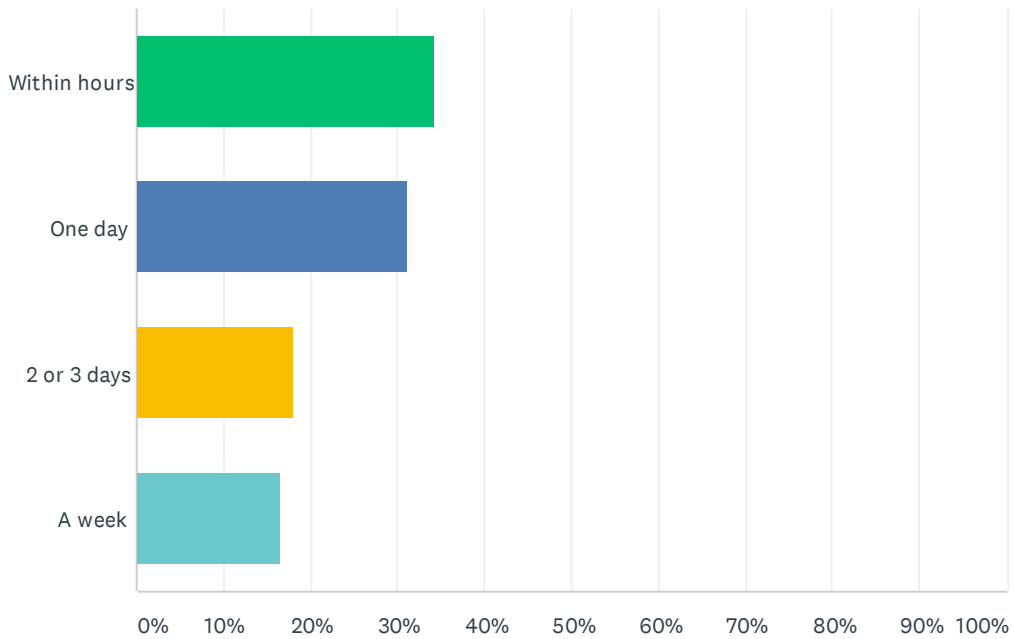
Answered: 990 Skipped: 935



ANSWER CHOICES	RESPONSES	
Teacher	84.04%	832
Corona call center	9.49%	94
Other (please specify)	18.28%	181
Total Respondents: 990		

Q8 If you requested technology support, what was the average length of time that it took to resolve the issue?

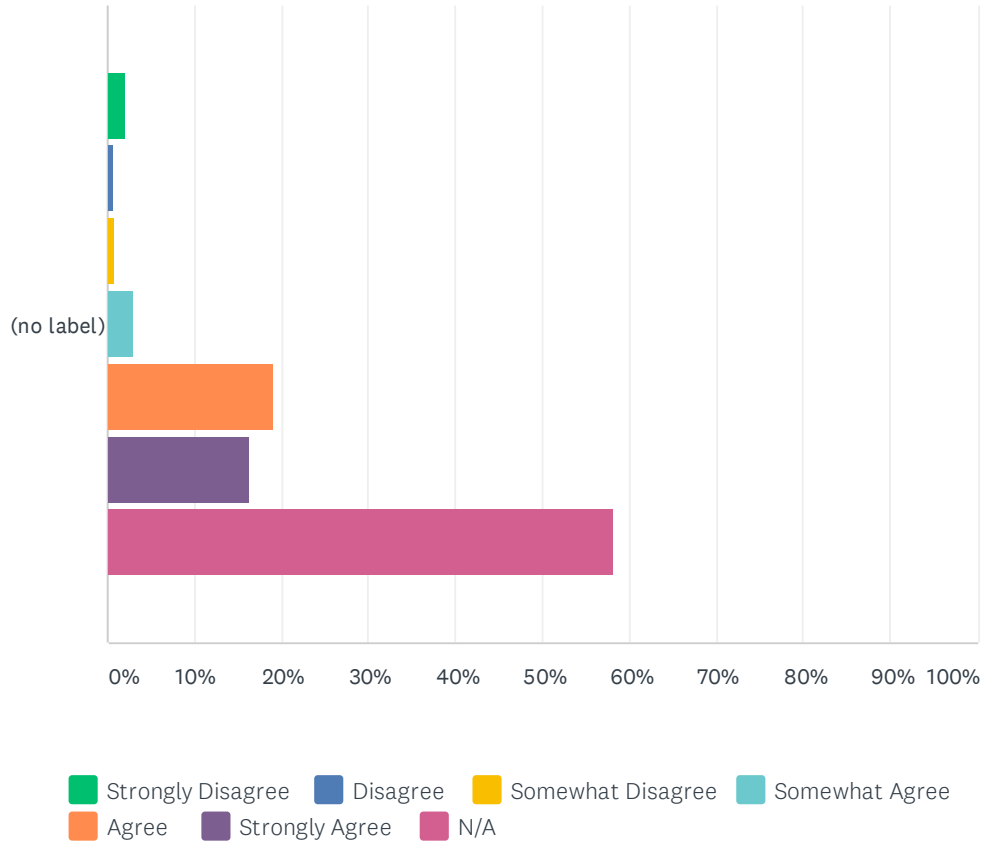
Answered: 687 Skipped: 1,238



ANSWER CHOICES	RESPONSES	
Within hours	34.21%	235
One day	31.15%	214
2 or 3 days	18.05%	124
A week	16.59%	114
TOTAL		687

Q9 The food provided to students at the meal sites is easy to access and distributed in a safe, efficient way.

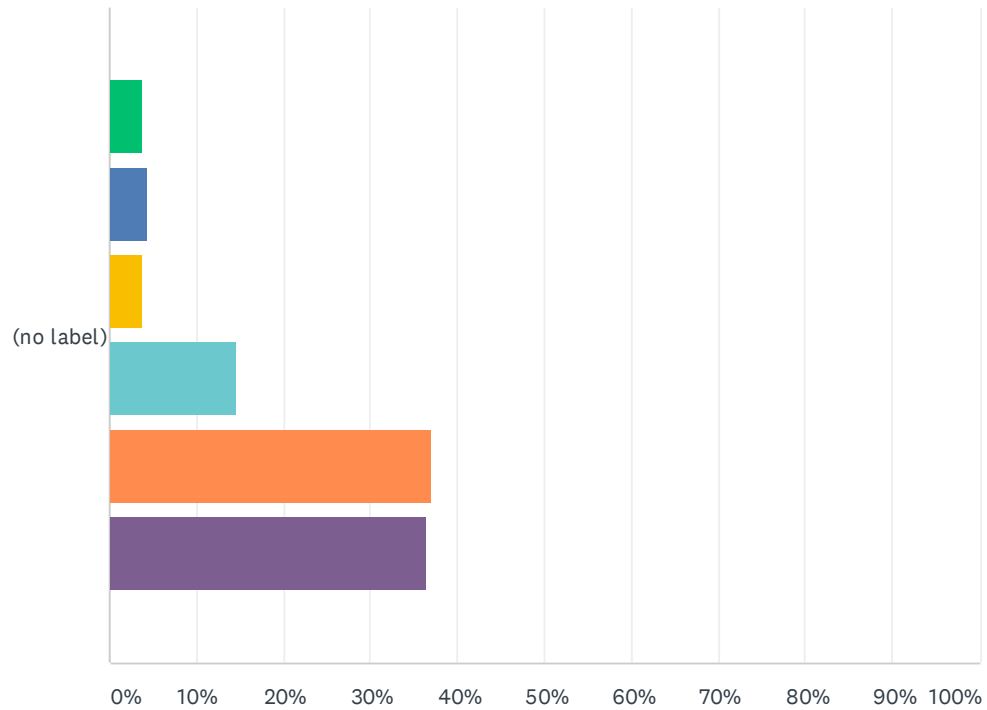
Answered: 1,481 Skipped: 444



	STRONGLY DISAGREE	DISAGREE	SOMEWHAT DISAGREE	SOMEWHAT AGREE	AGREE	STRONGLY AGREE	N/A	TOTAL	WEIGHTED AVERAGE
(no label)	2.03% 30	0.68% 10	0.81% 12	2.90% 43	19.04% 282	16.34% 242	58.20% 862	1,481	5.04

Q10 My child has weekly engagement with their teacher(s).

Answered: 1,533 Skipped: 392

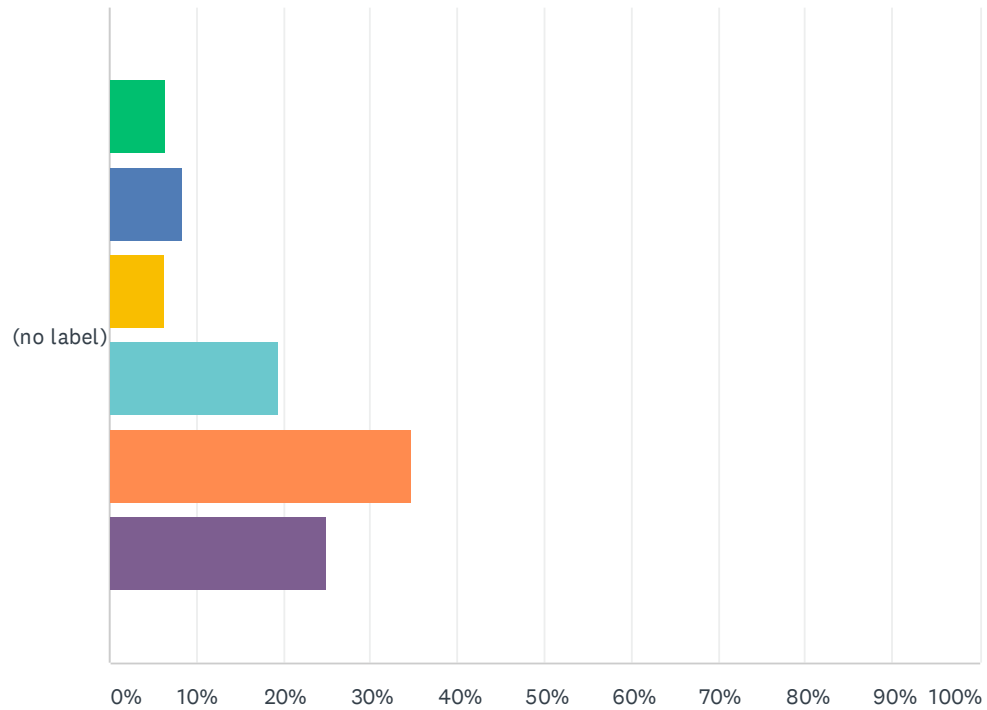


■ Strongly Disagree
 ■ Disagree
 ■ Somewhat Disagree
 ■ Somewhat Agree
■ Agree
 ■ Strongly Agree

	STRONGLY DISAGREE	DISAGREE	SOMEWHAT DISAGREE	SOMEWHAT AGREE	AGREE	STRONGLY AGREE	TOTAL	WEIGHTED AVERAGE
(no label)	3.72% 57	4.44% 68	3.72% 57	14.61% 224	37.12% 569	36.40% 558	1,533	4.86

Q11 My child has weekly engagement that includes classmates.

Answered: 1,516 Skipped: 409

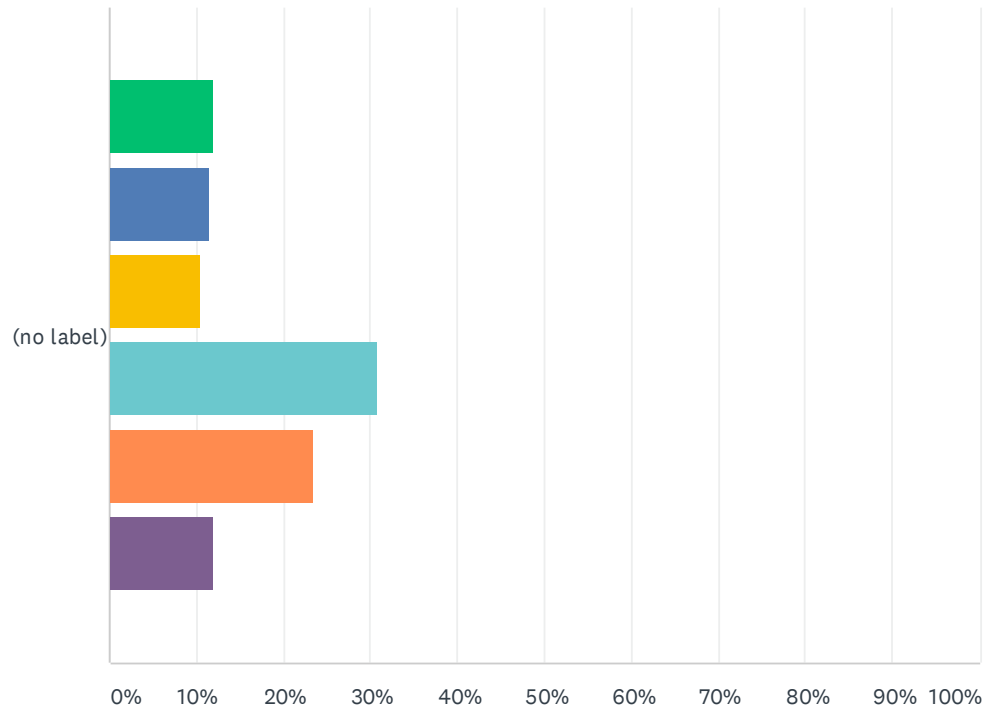


■ Strongly Disagree
 ■ Disagree
 ■ Somewhat Disagree
 ■ Somewhat Agree
■ Agree
 ■ Strongly Agree

	STRONGLY DISAGREE	DISAGREE	SOMEWHAT DISAGREE	SOMEWHAT AGREE	AGREE	STRONGLY AGREE	TOTAL	WEIGHTED AVERAGE
(no label)	6.40% 97	8.31% 126	6.33% 96	19.53% 296	34.63% 525	24.80% 376	1,516	4.42

Q12 The distance learning is helping my child feel connected and valued.

Answered: 1,519 Skipped: 406

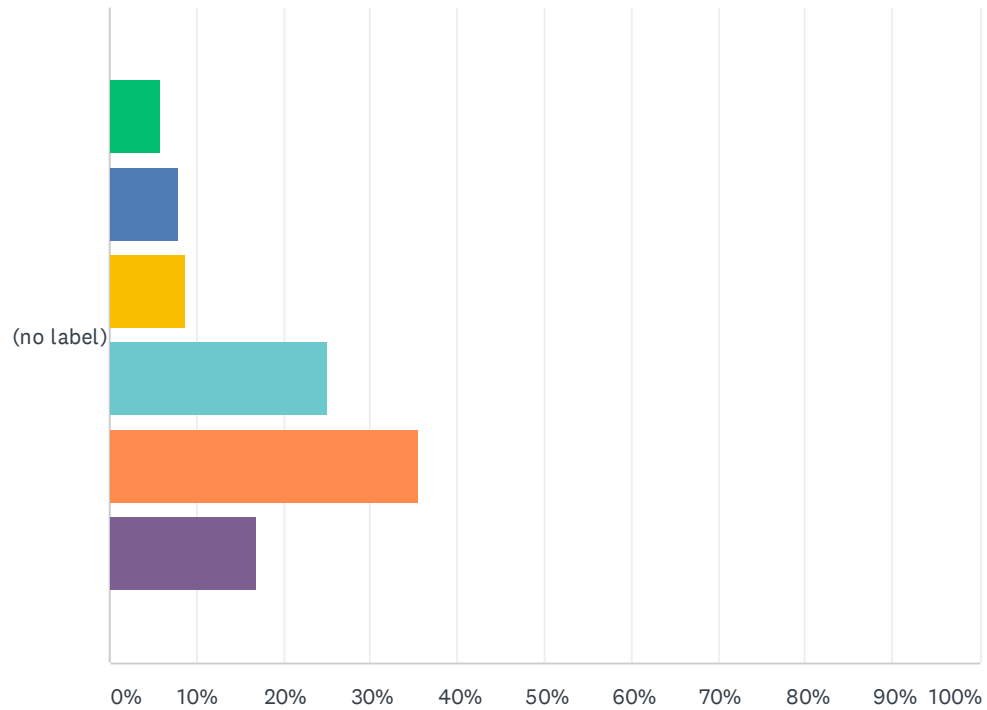


■ Strongly Disagree
 ■ Disagree
 ■ Somewhat Disagree
 ■ Somewhat Agree
■ Agree
 ■ Strongly Agree

	STRONGLY DISAGREE	DISAGREE	SOMEWHAT DISAGREE	SOMEWHAT AGREE	AGREE	STRONGLY AGREE	TOTAL	WEIGHTED AVERAGE
(no label)	11.85% 180	11.59% 176	10.53% 160	30.68% 466	23.37% 355	11.98% 182	1,519	3.78

Q13 My child is receiving instruction in multiple ways.

Answered: 1,519 Skipped: 406

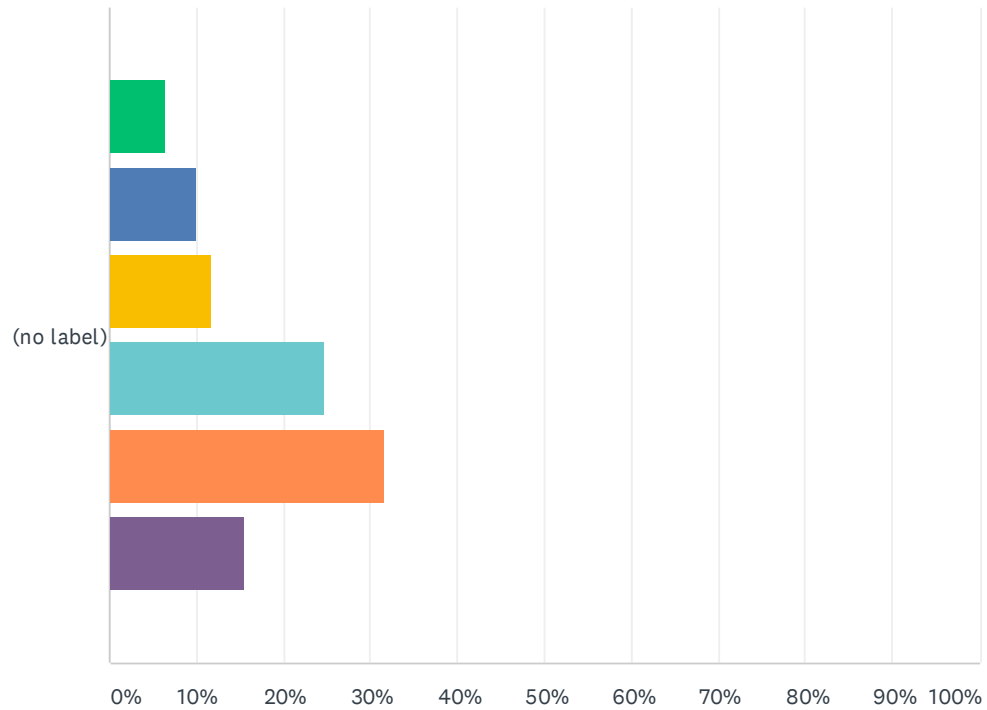


■ Strongly Disagree
 ■ Disagree
 ■ Somewhat Disagree
 ■ Somewhat Agree
■ Agree
 ■ Strongly Agree

	STRONGLY DISAGREE	DISAGREE	SOMEWHAT DISAGREE	SOMEWHAT AGREE	AGREE	STRONGLY AGREE	TOTAL	WEIGHTED AVERAGE
(no label)	5.79% 88	7.90% 120	8.69% 132	25.02% 380	35.62% 541	16.98% 258	1,519	4.28

Q14 My child receives feedback about their learning.

Answered: 1,520 Skipped: 405

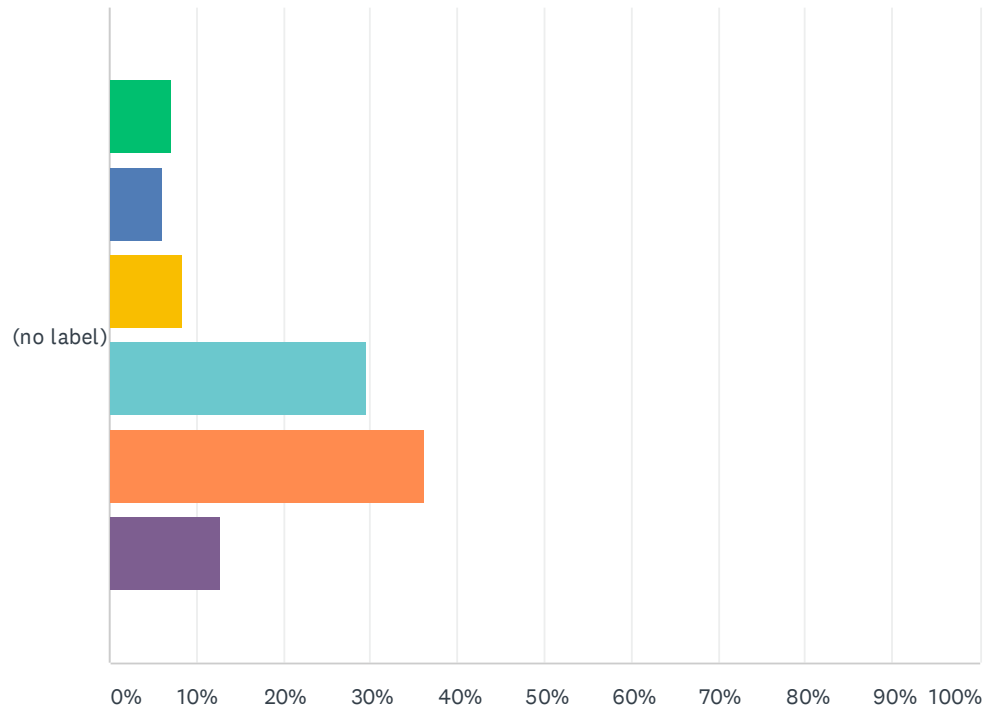


■ Strongly Disagree
 ■ Disagree
 ■ Somewhat Disagree
 ■ Somewhat Agree
■ Agree
 ■ Strongly Agree

	STRONGLY DISAGREE	DISAGREE	SOMEWHAT DISAGREE	SOMEWHAT AGREE	AGREE	STRONGLY AGREE	TOTAL	WEIGHTED AVERAGE
(no label)	6.45% 98	10.07% 153	11.64% 177	24.74% 376	31.64% 481	15.46% 235	1,520	4.11

Q15 My child is learning new content through distance learning.

Answered: 1,524 Skipped: 401

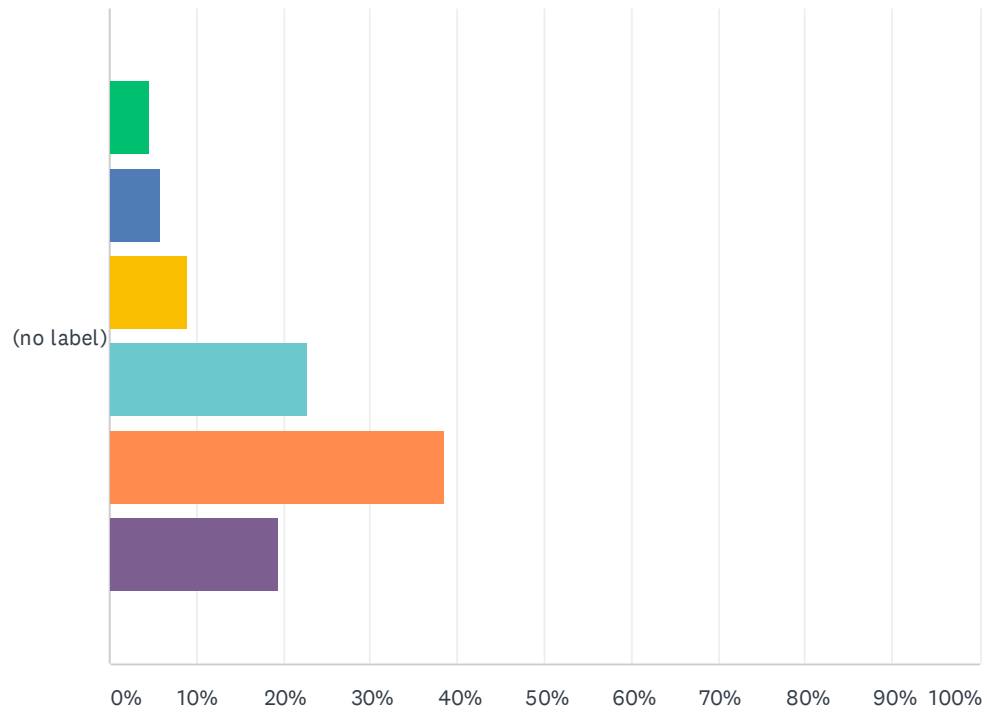


■ Strongly Disagree
 ■ Disagree
 ■ Somewhat Disagree
 ■ Somewhat Agree
■ Agree
 ■ Strongly Agree

	STRONGLY DISAGREE	DISAGREE	SOMEWHAT DISAGREE	SOMEWHAT AGREE	AGREE	STRONGLY AGREE	TOTAL	WEIGHTED AVERAGE
(no label)	7.09% 108	5.97% 91	8.46% 129	29.46% 449	36.15% 551	12.86% 196	1,524	4.20

Q16 I understand the distance learning process and know how to support my child in their learning.

Answered: 1,526 Skipped: 399

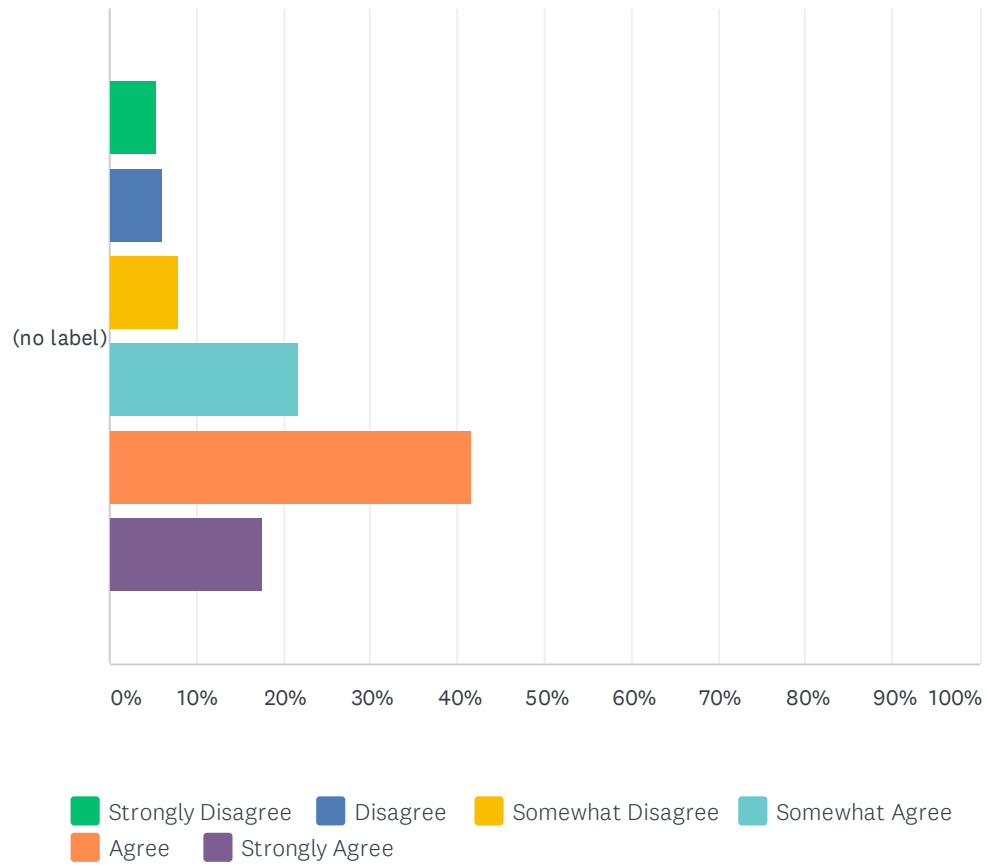


■ Strongly Disagree
 ■ Disagree
 ■ Somewhat Disagree
 ■ Somewhat Agree
■ Agree
 ■ Strongly Agree

	STRONGLY DISAGREE	DISAGREE	SOMEWHAT DISAGREE	SOMEWHAT AGREE	AGREE	STRONGLY AGREE	TOTAL	WEIGHTED AVERAGE
(no label)	4.52% 69	5.77% 88	9.04% 138	22.74% 347	38.40% 586	19.53% 298	1,526	4.43

Q17 If my child does not have a specific tool for learning, I can depend on their teacher to adapt their instruction for the resources we do have.

Answered: 1,459 Skipped: 466



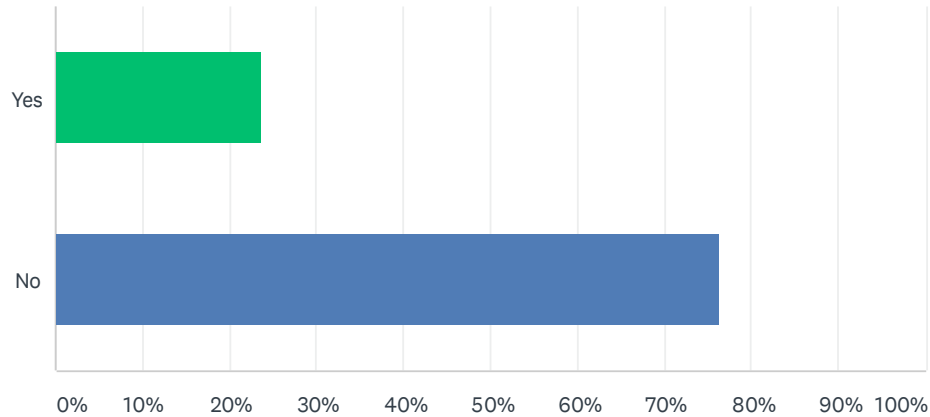
	STRONGLY DISAGREE	DISAGREE	SOMEWHAT DISAGREE	SOMEWHAT AGREE	AGREE	STRONGLY AGREE	TOTAL	WEIGHTED AVERAGE
(no label)	5.35% 78	5.96% 87	7.88% 115	21.66% 316	41.54% 606	17.61% 257	1,459	4.41

Q18 Do you have any other thoughts you would like to share?

Answered: 812 Skipped: 1,113

Q19 This completes your survey for {{ Q1 }}. Do you have a child who attends a different school? If you want to complete the survey again with that other school in mind, please select Yes below. Otherwise, select No to end this survey. Thank you for participating in our parent survey.

Answered: 1,466 Skipped: 459



ANSWER CHOICES	RESPONSES	
Yes	23.67%	347
No	76.33%	1,119
TOTAL		1,466